

Using the Picture Communication Charts

Picture Communication Charts can be a useful way to communicate many basic needs when you have difficulties with spoken communication. Charts can be made for basic vocabulary or be made about specific categories or subjects.

Sit with, or opposite the individual you are trying to communicate with and ask them to point to the relevant pictures. The listener can ask questions or elaborate on the picture to try understand the message that the individual wants to deliver. The individual can nod or shake their head to clarify the listener understands the message. If the individual uses gesture or sign, this can further increase the intelligibility of the message.

If the individual has difficulty pointing, the listener can point to each picture in turn until the individual gives them a sign (a head nod or eye blink) that they are pointing to the appropriate picture.

Eye scanning is another way picture charts or symbols can be used if the individual with communication difficulties cannot talk, or access the pictures through pointing (see our Total Communication PDF in the Download Section of the [icommunicate website](http://www.icommunicatetherapy.com)).

If the individual still has intact reading skills a chart with words and letters may be more appropriate and offer more options than pictures.

Picture Charts are not perfect but provide a quick way to express common words, requests or needs. Making a book containing variations of these charts for different dialogue or occasions can be a useful and portable tool for communication.

For those individuals with good cognitive abilities, they should also consider some hi-tech communication solutions such as electronic communication devices with voice output. These can now be linked with specially mounted switches or eye-gaze technology for those individuals who have physical limitations.

Description communication Page Chart

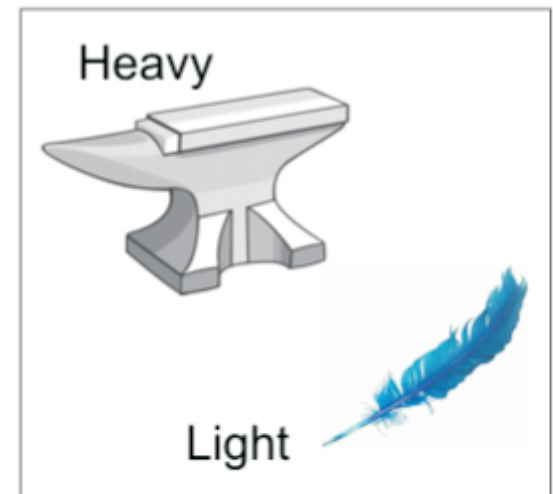
This chart gives the communicator several options to describe things in more detail e.g. size, shape, weight etc



Size




Colour



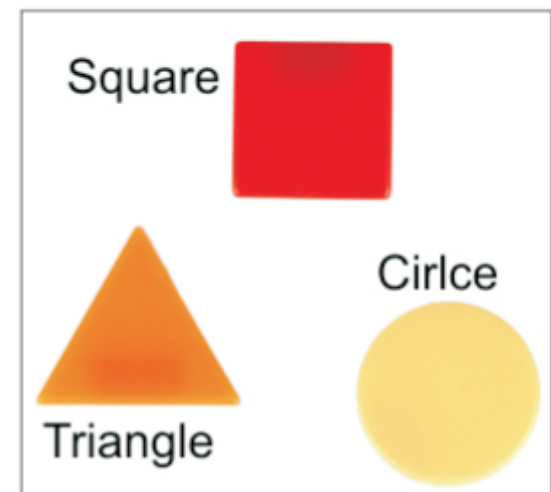
Weight



Senses



Noise



Shape



To learn more about Stroke/CVA, aids and strategies to enhance communication, speech and cognition, you can read about and purchase books on our website www.icommunicatetherapy.com. Click this link to see our online Resource Centre

Book Shop

Suggested reading:

Living With Stroke: A Guide for Families by Richard C Senelick and Karla Dougherty

Brain, Heal Thyself: A Caregiver's New Approach to Recovery from Stroke, Aneurysm, And Traumatic Brain Injuries by Madonna Siles and Lawrence J. Beuret

Peeling the Onion: Reversing the Ravages of Stroke by Robin Robinson

The Stroke Recovery Book: A Guide for Patients and Families by Kip Burkman, Bob Hoganmiller, and David Jenkins

Life After Stroke: The Guide to Recovering Your Health and Preventing Another Stroke by Joel Stein, Julie K. Silver, and Elizabeth Pegg Frates

After Stroke by David M. Hinds

Family Guide to Surviving Stroke & Communications Disorders by Dennis C. Tanner

Stronger After Stroke: Your Roadmap to Recovery by Peter G. Levine

Rewire Your Brain, Rewire Your Life: A Handbook for Stroke Survivors & Their Caregivers by Bob Guns

Stroke Recovery and Rehabilitation by Joel Stein

My Stroke of Insight: A Brain Scientist's Personal Journey by Jill Bolte Taylor

Talking About Aphasia: Living With Loss of Language After Stroke by Susie Parr, Sally Byng, Sue Gilpin, and Chris Ireland

Aphasia Inside Out by Susie Parr, Judith Duchan, and Carole Pound

Aphasiology: Disorders and Clinical Practice (2nd Edition) by G. Albyn Davis

Aphasia Therapy Workshop: Current Approaches to Aphasia Therapy-- Principles and Applications by Jacqueline Stark, Nadine Martin, and Ruth Fink

Beyond Aphasia: Therapies For Living With Communication Disability by Carole Pound, Susie Parr, Jayne Lindsay, and Celia Woolf

www.icommunicatetherapy.com

Your Total Online Speech, Language & Communication Therapy Resource. Visit us today. Click here.